

Developing and maintaining Swiss Re's Internal Risk Model ICAM in MATLAB

Daniel Meier, Senior Risk Modeller, Group Risk Management, Swiss Re, 22 June 2017, Bern



Key Takeaways

1. Swiss Re has developed a professional enterprise application with MATLAB
2. MATLAB and Swiss Re's internal risk model ICAM have been growing over the last decade
3. Measurable outcome: transparency, flexibility, maintainability




Swiss Re

- Swiss Re is the world's second largest reinsurer
- Founded in 1863, head quarters based in Zurich with offices in 25+ countries and 14'000+ employees
- Shareholders' equity 2016: USD 35.6bn
- Net premiums/fees earned 2016: USD 33.2bn
- CO₂ programme (2013-2020 Greenhouse Neutral Programme)
- Launch of Swiss Re Institute in 2017 (<http://institute.swissre.com>)

Swiss Re's Internal Risk Model ICAM (internal capital adequacy model)

- In 2017, Swiss Re concluded a major project called **IRAMP** (integrated risk analytics & modelling platform) to overhaul ICAM with key goals
 - transparency
 - flexibility for future developments, maintainability
 - speed
 - precision of risk measures (expected shortfall, value at risk, etc.)



Many different approaches to present ICAM...



Mathematical/actuarial/algorithmic approach



IT/technical approach

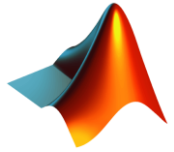


Economic/risk management approach



Educational/training approach

Many different approaches to present ICAM...

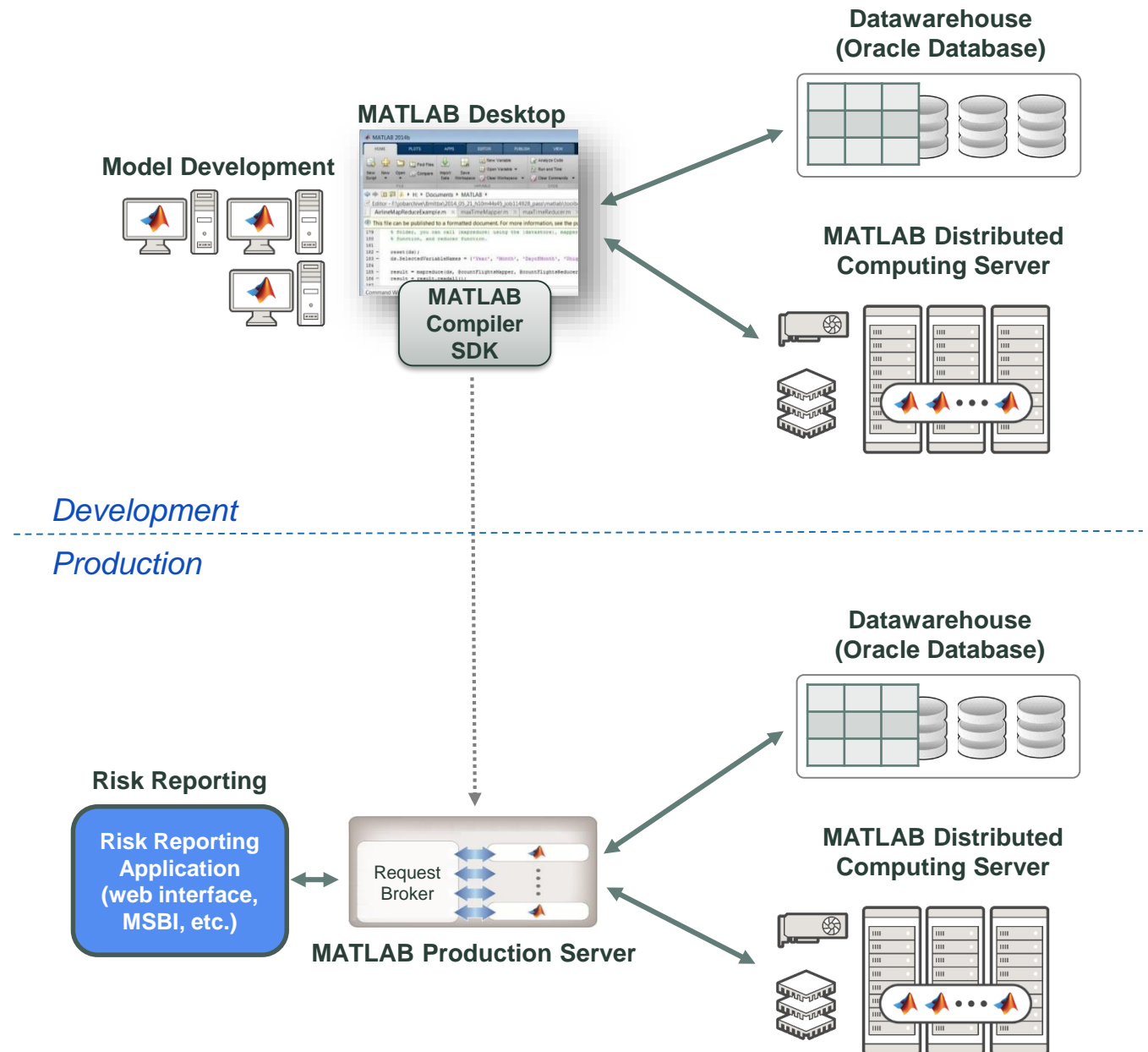


“MATLAB approach” – why and how are we using MATLAB?

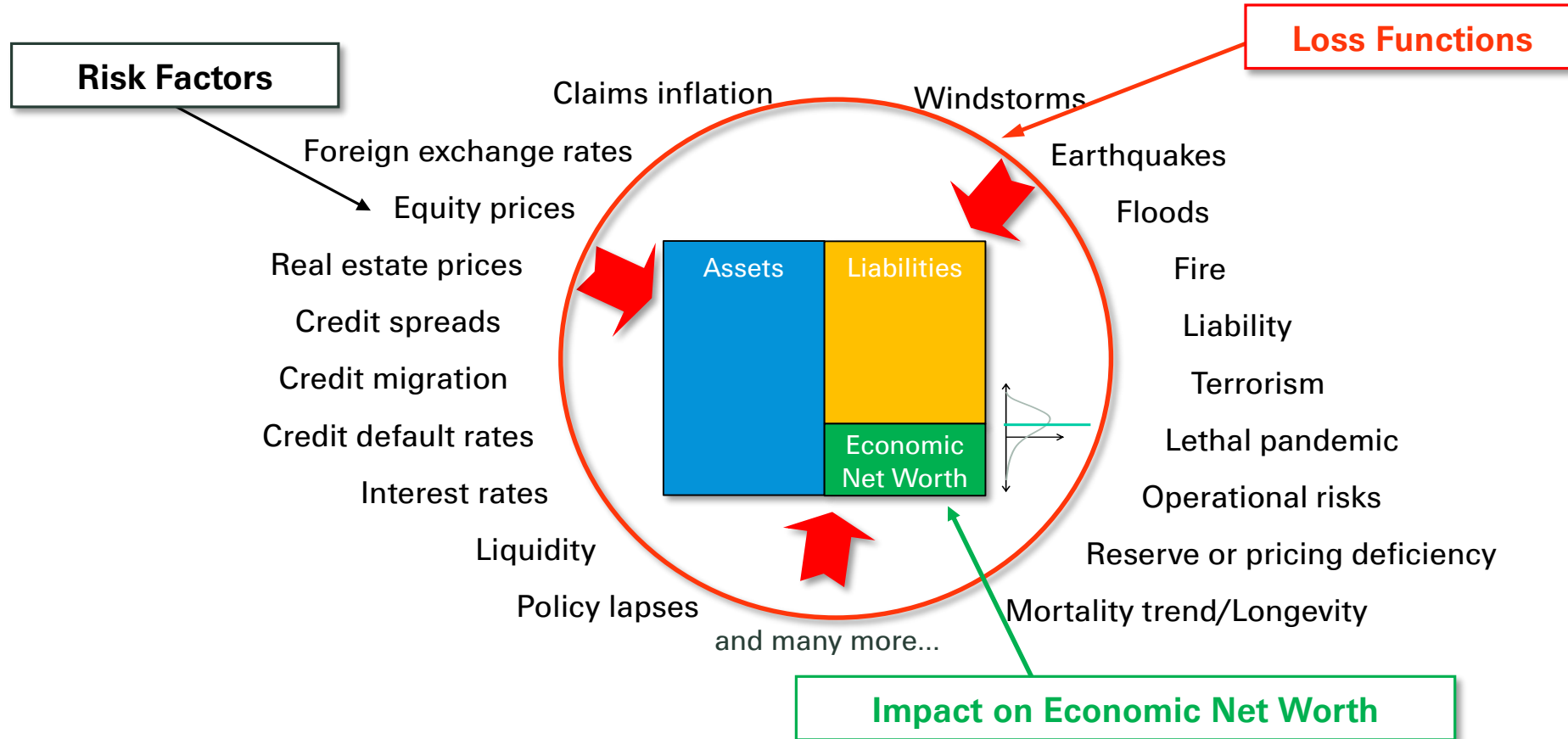
- All-in-one solution: parallel computing, data import/export, profiler, debugger, unit testing framework, GUIs, algorithm collection, speed, etc.
- Flexibility for Risk Modellers
- KISS principle (keep it safe, simple, smart, etc.)
- MathWorks is a strong partner to avoid FOMO (fear of missing out) while current tools landscape is growing too fast to follow

System Architecture

- Model development in development (and training) environment, 160 workers on MDCS, use of Parallel Computing Toolbox, 30+ users working directly with MATLAB
- Generation of risk reports in production environment, 224 workers on MDCS, risk reports essentially are consumed by the whole company as well as external stakeholders, e.g. regulators, auditors, rating agencies, etc.



ICAM Overview



An integrated risk model is needed to understand the aggregate **joint** impact of all risk factors on the total economic balance sheet

ICAM Demo (running on modified/artificial data)

ICAM main user interface

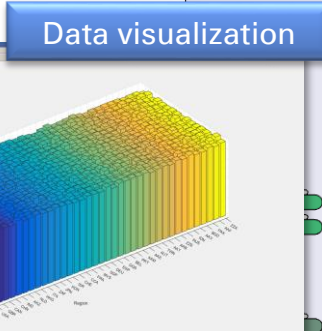
The interface displays a grid of objects organized into columns: DataReader, RiskFactor, LossFunction, Loss-Transformation, and Output. A central menu is open, listing actions such as 'init', 'set', 'reinit', 'reset', 'export input data', 'import input data', 'restore input data', 'load input data', 'export init data', 'import init data', 'export set data', and 'import set data'. A blue callout box states: 'Export/modify/import functionality for all objects'.



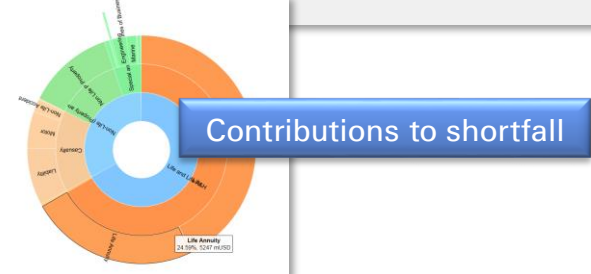
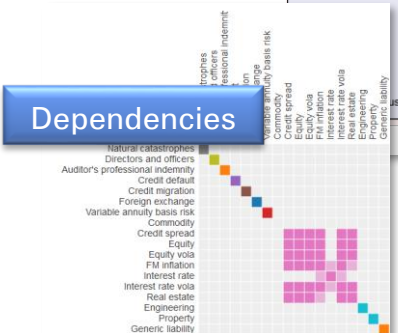
Legal entity network

Key Measures: SF, COSF, VaR, STD

Output: valid, invalid, warning, validation running, not yet validated, imported, modified, set, initialized, not



Well-defined objects (risk factors, loss functions, loss transformations, etc.) keeping track of all dependencies



ICAM Demo (running on modified/artificial data)

Risk System monitor

Validation rules run on data classes

All data classes and tasks have an owner/deputy, description, version

Data classes (simple tables)

Keeping track of all data flows

Tasks (transformations, filters, models, pre-processing, etc.)

The screenshot displays the 'Risk system monitor RELEASE_0.58.0' interface. The main area is a grid of data classes and tasks, organized into categories such as Walks, Operational risk, P&C threat scenarios, Internal group retrocessions and guarantees, P&C claims inflation, EVM balance sheet, Financial markets, Other, Liability threat scenarios, Life & Health, Liquidity, CPDVAR, Deferred tax, NatCat, D&O and PI, Projection, Default requests, Requests, Output, and Result request. A 'Properties' panel on the right shows details for a task named 'YieldCurveEvmDataTransformation', including its version, owner (Daniel Meier), deputy (Tamas Varga), and description. A 'Task' flow diagram at the bottom shows a 'Task' box feeding into 'Data (Task)', 'Data (WFM)', 'Data (DWH)', and 'Data (CTF)' boxes. The interface also includes a search bar, a 'Show by dimension' dropdown, and a 'Show by owner' dropdown.

ICAM Demo (running on modified/artificial data)

ICAM NG controller RELEASE_0.58.1
File Edit Validate Tools Preferences Help

Engineering PTF A Engineering Event
Property MM PTF A Property MM Event
LTS PTF Allocation LTS Event
Engineering Engineering
Property Man-made Property Man-made
Liability Threat Scen Liability Threat Scen

Portfolio manager

Selection 1
BSEG LF LHP LOB MCCY MU POT SAA SCEN TY

Selection 2
BSEG LF LHP LOB MCCY MU POT SAA SCEN TY

Node selection
Expand all Collapse all

Configuration
Parameter
Realization
Dimensions
MCCY Mapping
Yield Curve
FX Rates
DataReaderPlus

ALL AVAILABLE All Values of Potential Operational Man-made
MISSING Insurance Claims inflation
Natural catastrophes
Costing and reserving
<N/A> Financial market and credit Life & health

Realization characteristics

CDF

PDF

Scatter plot

QQ plot

Risk measure/property	Value selection 1	Value selection 2
1 Shortfall 99% [mUSD]	11267	11267
2 VaR 99.5% [m USD]	8741	8741
3 Std [m USD]	2392.6	2393
4 Kurtosis	15.2	15.2
5 Shortfall 99%/Std	4.7	4.7

Dependency measure	Value
1 Correlation	1.00
2 Relative cosf 99% (2 to 1)	1.0
3 Relative cosf 99% (1 to 2)	1.0

ICAM in Numbers

- More than 400 data classes (tables) with about 4'000 data attributes (columns) in total
- About 50 tasks (transformations, pre-processing, etc.)
- About 250 classes for risk factors, loss functions, etc. in ICAM
- Currently about 150 data validation rules – number still growing
- About 400 unit tests
- About 70'000 lines of code
- About 15 user interfaces for risk exploration, as-if calculations, education, etc.

Conclusion and Summary

- Swiss Re has developed a professional enterprise application with MATLAB
 - the key goals transparency, flexibility, maintainability were achieved by making extensive use of what MATLAB offers, e.g. graphical user interfaces, object-oriented programming, unit tests, data exploration tools, profiler, debugger, etc.
- Forward-looking plans
 - further model development
 - internal (and external) trainings
 - explore potential cloud migration

MATLAB is an excellent all-in-one solution for developing and maintaining Swiss Re's complex internal risk model ICAM.



Legal notice

©2017 Swiss Re. All rights reserved. You are not permitted to create any modifications or derivative works of this presentation or to use it for commercial or other public purposes without the prior written permission of Swiss Re.

The information and opinions contained in the presentation are provided as at the date of the presentation and are subject to change without notice. Although the information used was taken from reliable sources, Swiss Re does not accept any responsibility for the accuracy or comprehensiveness of the details given. All liability for the accuracy and completeness thereof or for any damage or loss resulting from the use of the information contained in this presentation is expressly excluded. Under no circumstances shall Swiss Re or its Group companies be liable for any financial or consequential loss relating to this presentation.